

Now Yesterday

Search:

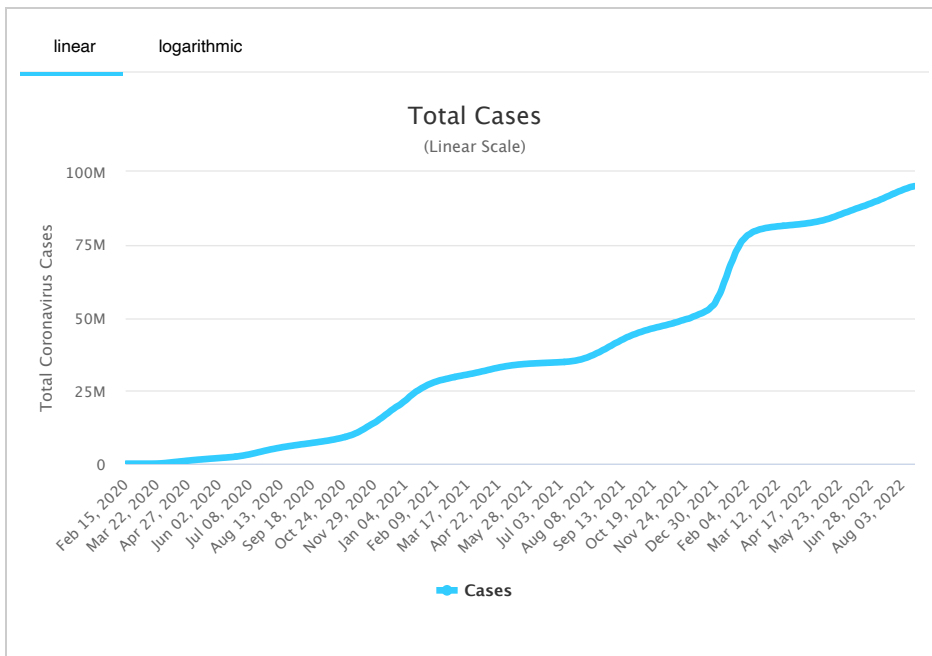
#	USA State	Total Cases	New Cases	Total Deaths	New Deaths	Total Recovered	Active Cases	Tot Cases/ 1M pop	Deaths/ 1M pop	Total Tests
	USA Total	95,065,403		1,064,207		90,252,317	3,748,879			1,094,5
1	California (/coronavirus/usa/california/)	10,914,080		94,372		10,113,325	706,383	276,220	2,388	180,4
2	Texas (/coronavirus/usa/texas/)	7,690,431		90,259		7,271,078	329,094	265,225	3,113	69,5
3	Florida (/coronavirus/usa/florida/)	6,982,826		78,845		6,632,188	271,793	325,119	3,671	61,5
4	New York (/coronavirus/usa/new-york/)	6,093,744		71,254		5,963,171	59,319	313,246	3,663	117,1
5	Illinois (/coronavirus/usa/illinois/)	3,636,061		39,145		3,452,534	144,382	286,941	3,089	57,8
6	Pennsylvania (/coronavirus/usa/pennsylvania/)	3,147,474		46,474		3,037,171	63,829	245,858	3,630	27,7
7	North Carolina (/coronavirus/usa/north-carolina/)	3,074,964		25,760		N/A	N/A	293,186	2,456	26,3
8	Ohio (/coronavirus/usa/ohio/)	3,002,043		39,220		2,879,871	82,952	256,824	3,355	22,3
9	Georgia (/coronavirus/usa/georgia/)	2,829,283		39,472		2,671,180	118,631	266,475	3,718	26,5
10	Michigan (/coronavirus/usa/michigan/)	2,731,787		37,774		2,610,200	83,813	273,538	3,782	26,6
11	New Jersey (/coronavirus/usa/new-jersey/)	2,645,729		34,425		2,433,215	178,089	297,869	3,876	30,7
12	Tennessee (/coronavirus/usa/tennessee/)	2,247,353		27,250		2,192,847	27,256	329,081	3,990	13,5
13	Arizona (/coronavirus/usa/arizona/)	2,237,208		30,982		2,148,210	58,016	307,363	4,257	20,5
14	Virginia (/coronavirus/usa/virginia/)	2,005,336		21,203		1,901,626	82,507	234,940	2,484	19,1
15	Massachusetts (/coronavirus/usa/massachusetts/)	1,987,385		21,285		1,954,706	11,394	288,340	3,088	46,8
16	Indiana (/coronavirus/usa/indiana/)	1,867,509		24,312		1,662,380	180,817	277,399	3,611	20,6
17	Wisconsin (/coronavirus/usa/wisconsin/)	1,810,752		14,996		1,739,557	56,199	310,996	2,576	17,5

18	<u>Washington</u>	1,760,576	13,824	1,695,368	51,384	231,202	1,815	17,6
19	<u>South Carolina</u>	1,650,748	18,227	1,514,937	117,584	320,614	3,540	17,3
20	<u>Colorado</u>	1,618,025	13,813	1,535,314	68,898	280,969	2,399	19,6
21	<u>Minnesota</u>	1,611,246	13,362	1,589,106	8,778	285,701	2,369	23,1
22	<u>Missouri</u>	1,589,343	21,105	1,492,387	75,851	258,959	3,439	14,6
23	<u>Kentucky</u>	1,511,114	16,562	1,405,356	89,196	338,233	3,707	13,6
24	<u>Alabama</u>	1,461,414	20,041	1,305,320	136,053	298,054	4,087	8,0
25	<u>Louisiana</u>	1,407,047	17,743	1,345,821	43,483	302,669	3,817	16,5
26	<u>Maryland</u>	1,207,014	15,093	1,145,858	46,063	199,649	2,496	22,6
27	<u>Oklahoma</u>	1,140,485	14,623	1,106,159	19,703	288,222	3,696	5,4
28	<u>Utah</u>	1,020,130	4,940	998,716	16,474	318,198	1,541	9,4
29	<u>Iowa</u>	951,309	9,882	896,933	44,494	301,518	3,132	8,4
30	<u>Arkansas</u>	919,632	11,841	896,655	11,136	304,735	3,924	7,3
31	<u>Mississippi</u>	897,715	12,750	846,619	38,346	301,636	4,284	7,0
32	<u>Oregon</u>	868,905	8,326	806,940	53,639	206,012	1,974	12,3
33	<u>Connecticut</u>	865,798	11,179	828,907	25,712	242,841	3,136	15,5
34	<u>Kansas</u>	853,538	8,974	810,705	33,859	292,978	3,080	2,3
35	<u>Nevada</u>	837,104	11,353	761,427	64,324	271,773	3,686	6,8
36	<u>New Mexico</u>	604,185	8,334	565,127	30,724	288,142	3,975	7,7
	<u>West Virginia</u>	571,075	7,223	561,121	2,731	318,654	4,030	6,6

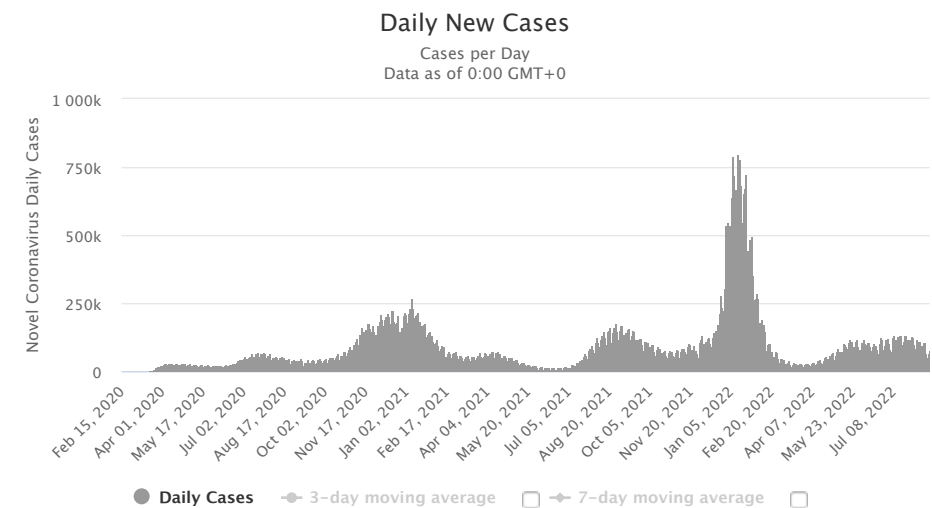
37	(/coronavirus/usa/west-virginia/)									
38	Nebraska (/coronavirus/usa/nebraska/)	524,339		4,432		503,745	16,162	271,059	2,291	5,5
39	Idaho (/coronavirus/usa/idaho/)	485,488		5,081		467,554	12,853	271,668	2,843	3,0
40	Rhode Island (/coronavirus/usa/rhode-island/)	413,259		3,632		403,121	6,506	390,102	3,428	8,2
41	New Hampshire (/coronavirus/usa/new-hampshire/)	342,037		2,646		336,868	2,523	251,551	1,946	4,8
42	Hawaii (/coronavirus/usa/hawaii/)	335,518		1,619		319,014	14,885	236,969	1,143	4,1
43	Montana (/coronavirus/usa/montana/)	300,607		3,481		295,027	2,099	281,262	3,257	2,7
44	Delaware (/coronavirus/usa/delaware/)	299,463		3,036		287,770	8,657	307,531	3,118	1,0
45	Maine (/coronavirus/usa/maine/)	279,644		2,496		270,628	6,520	208,036	1,857	5,2
46	Alaska (/coronavirus/usa/alaska/)	277,007		1,296		267,058	8,653	378,660	1,772	4,2
47	North Dakota (/coronavirus/usa/north-dakota/)	261,790		2,329		256,943	2,518	343,528	3,056	6
48	South Dakota (/coronavirus/usa/south-dakota/)	254,670		2,979		247,481	4,210	287,874	3,367	2,2
49	Wyoming (/coronavirus/usa/wyoming/)	173,487		1,871		169,457	2,159	299,757	3,233	1,4
50	District Of Columbia (/coronavirus/usa/district-of-columbia/)	164,724		1,374		158,355	4,995	233,403	1,947	3,0
51	Vermont (/coronavirus/usa/vermont/)	138,145		693		135,453	1,999	221,390	1,111	4,0
52	Puerto Rico	895,971		4,880		814,787	76,304	264,537	1,441	4,5
53	Guam	57,040		390		55,943	707			5
54	United States Virgin Islands	22,278		122		21,905	251			4
55	Northern Mariana Islands	12,948		39		12,853	56			1
56	American Samoa	8,042		33		N/A	N/A			
57	Veteran Affairs	737,026		22,663		699,901	14,462			8,6
58	US Military	697,522		689		659,980	36,853			
59	Federal Prisons	70,455		313		69,392	750			1

60	Navajo Nation	63,404	1,883	N/A	N/A			
61	Grand Princess Ship	122	7	115	0			
62	Wuhan Repatriated	3		3	0			
63	Diamond Princess Ship	46		46	0			
	Total:	95,065,403	1,064,207	90,252,317	3,748,879			1,094,5

Total Coronavirus Cases in the United States

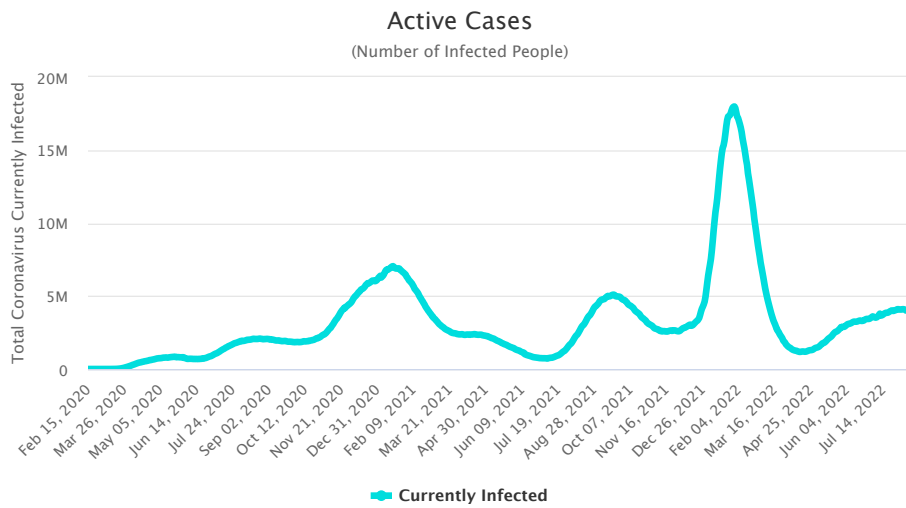


Daily New Cases in the United States

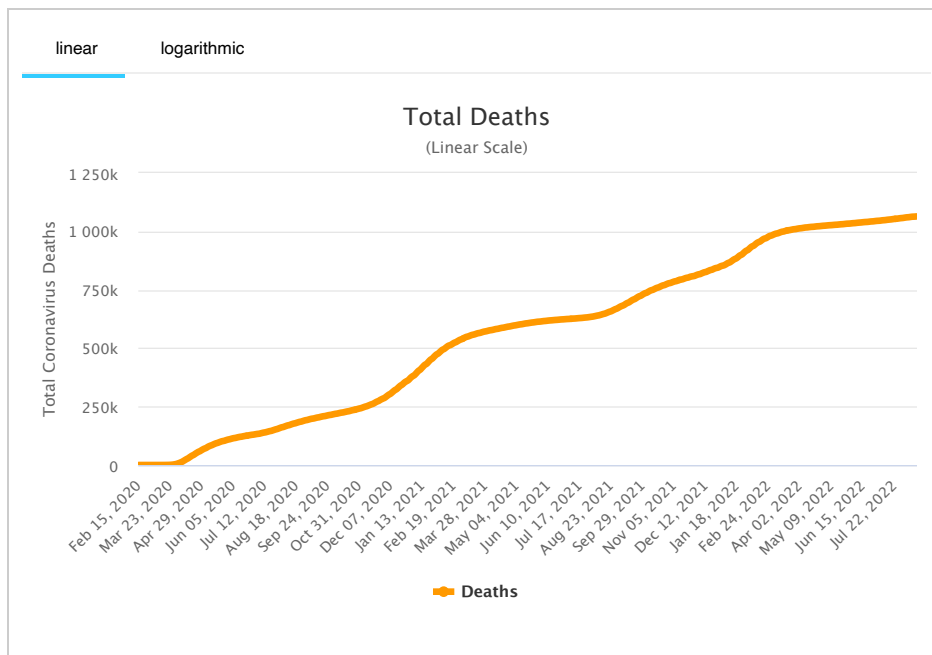


See also: [Daily Deaths Graph](#)

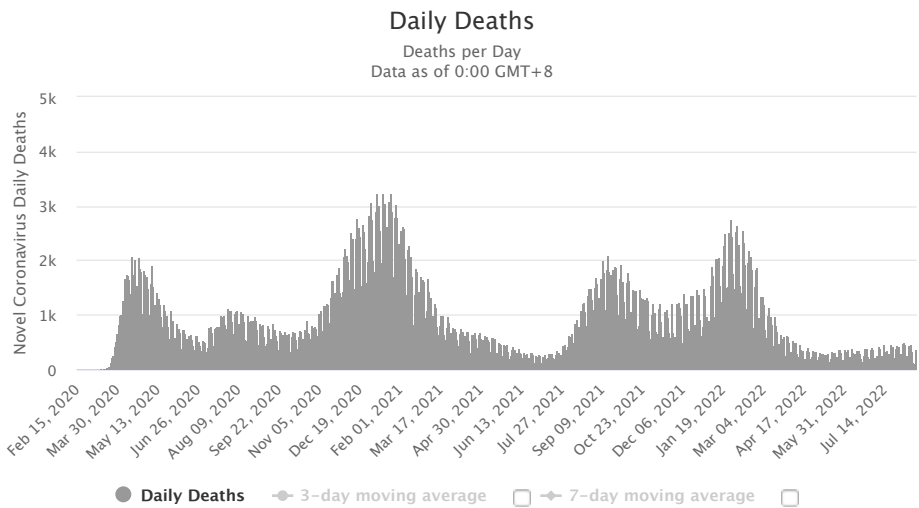
Active Cases in the United States



Total Coronavirus Deaths in the United States



Daily New Deaths in the United States



See also: [Daily Cases Graph](#)

Latest News

August 17 (GMT)

Updates

- 87,108 new cases and 461 new deaths in [the United States \(/coronavirus/country/us/\)](#)

August 16

August 15

August 14

August 13

August 12

[View More News](#)

Historical account of the initial stages of the epidemic in the United States

Content:

- First 20 cases in the United States
- Progression of first suspected cases
- Timeline of initial events
- Sources for the historical account

First 20 cases in the United States

Information collected on the first 20 domestic cases (not including repatriated cases and Diamond Princess cruise ship evacuee cases) is presented in the table below:

State	Cases	Sex	Age	Date	Case #	Location	Source
Oregon	1			Feb. 29	17 th	Washington C.	
Washington	2			Feb. 29	18, 19 th		
	1	M	30s	Jan. 21	1 st	Snohomish	[7]
Illinois	1			Mar. 1	20 th		
	1	M	60s	Jan. 30	6 th	Chicago	[12]
	1	F	60s	Jan. 24	2 nd	Chicago	[8]
California	2	unkn.	unkn.	Jan. 26	3 rd , 4 th	Orange C., L.A.	[9]
	1	M	adult	Jan. 31	7 th	Santa Clara C.	[17][18]
	1	F	unkn.	Feb. 2	9 th	Santa Clara C.	
	1	M	57	Feb. 2	10 th	San Benito C.	
	1	F	57	Feb. 2	11 th	San Benito C.	
	1		65	Feb. 28	16 th	Santa Clara C.	
	1			Feb. 21	13 th	Humboldt C.	
	1			Feb. 21	14 th	Sacramento C.	
	1			Feb. 26	15 th	[Northern California]	
Massachusetts	1	M	20s	Feb. 1	8 th	Boston	[16]
Arizona	1	unkn.	student	Jan. 26	5 th	Maricopa County	
Wisconsin	1			Feb. 5	12 th	Madison	

Patients Under Investigation (PUI) in the United States

CDC in the early stages released information regarding the number of cases and people under investigation that was updated regularly on Mondays, Wednesdays, and Fridays. Below we provide the historical reports that we were able to gather in order to track the progression in the number of suspected cases and US states involved through time in the initial stages

As of Feb. 10:

<i>Number of U.S. States with PUI</i>	<i>36</i>
Positive	12
Negative	318
Pending (specimens awaiting testing)	68
TOTAL	398

As of Feb. 7:

<i>Number of U.S. States with PUI</i>	<i>36</i>
Positive	12
Negative	225
Pending (specimens awaiting testing)	100
TOTAL	337

As of Feb. 5:

<i>Number of U.S. States with PUI</i>	<i>36</i>
Positive	11
Negative	206
Pending (specimens awaiting testing)	76
TOTAL	293

As of Feb. 3:

<i>Number of U.S. States with PUI</i>	<i>36</i>
Positive	11
Negative	167
Pending (specimens awaiting testing)	82
TOTAL	260

As of January 31:




<i>Number of U.S. States with PUI</i>	<i>36</i>
Positive	6
Negative	114
Pending (specimens awaiting testing)	121
TOTAL	241

Previously, as of January 29, there were 92 suspected cases awaiting testing.

--	--

Number of U.S. States with PUI	36
Positive	5
Negative	68
Pending (specimens awaiting testing)	92
TOTAL	165

Timeline of Events

-  On January 31, HHS declared Coronavirus a Public Health Emergency in the US (<https://www.hhs.gov/about/news/2020/01/31/secretary-azar-declares-public-health-emergency-us-2019-novel-coronavirus.html>)
As of Jan. 31, the Wuhan coronavirus is officially a public health emergency in the United States, Alex Azar, secretary of the US Department of Health and Human Services (HHS), announced at a White House press briefing.
-  On Jan. 31, the U.S. Centers for Disease Control and Prevention (CDC) **issued a federal quarantine for 14 days** affecting the 195 American evacuees from Wuhan, China. Starting Sunday, Feb. 2, U.S. citizens, permanent residents and immediate family who have visited China's Hubei province will undergo a **mandatory 14 days quarantine** and, if they have visited other parts of China, they would be screened at airports and asked to self-quarantine for 14 days. The last time the CDC had issued a quarantine was over 50 years ago in the 1960s, for smallpox.
-  President Donald Trump signed an order on Jan. 31 for the U.S. to **deny entry to foreign nationals who traveled to China** within the preceding two weeks, aside from the immediate family of U.S. citizens.
- On Jan. 30, the CDC had confirmed the **first case of person to person transmission in the U.S.:** ^[12] the husband of the Chicago, Illinois case who had returned from Wuhan, China on Jan. 13 and who tested positive for the virus on Jan. 24).
- CDC stated on Jan. 30 that "It is likely there will be more cases of 2019-nCoV reported in the U.S. in the coming days and weeks, including more person-to-person spread."^[12]
- The virus had been confirmed in **5 states**.
- On Jan. 31, **New York City** health officials vehemently denied the rumor regarding a coronavirus case in the city. ^[13] On Feb. 1, however, the city's health commissioner did report that there was a test being performed on a person under 40 who had returned from China, developed matching symptoms, and tested negative to the seasonal flu.
- Most US patients had recently visited Wuhan.**
- All of the first five U.S. cases were described as **mild**.
- A study on the first US case of novel coronavirus detailed mild symptoms followed by pneumonia (https://www.cnn.com/2020/01/31/health/washington-coronavirus-study-nejm/index.html?utm_term=link&utm_medium=social&utm_content=2020-02-01T00)

U.S. Airlines suspended ALL flights between the U.S. and China

On Friday, January 31, Delta, American and United announced they would temporarily suspend all of their mainland China flights in response to the coronavirus outbreak.^[14]

Prior to this January 31 announcement:

- UNITED AIRLINES**
on Jan. 28 had announced it would cut 24 flights between the U.S. and China for the first week of February.
- AMERICAN AIRLINES**

on Jan. 29 had announced it would suspend flights from Los Angeles to Shanghai and Beijing from Feb. 9 through March 27, 2020. It will maintain its flight schedules (10 daily A/R) from Dallas-Fort Worth to Shanghai and Beijing, as well as from Los Angeles and Dallas-Fort Worth to Hong Kong.

- **DELTA**

had not adjusted its schedule of direct flights from the U.S. to China. It is the only airline with direct flights to not take action so far.

The White House was considering issuing a ban on flights between the United States and China, as of late Jan. 28^[11]. Italy has announced on January 31 that it was suspending all flights to and from China following the first 2 cases of coronavirus in Italy.

Travel Alert: Do Not Travel to China

- The U.S. State Department on January 30 issued a **Level 4: Do Not Travel to China Alert** (<https://travel.state.gov/content/travel/en/traveladvisories/traveladvisories/china-travel-advisory.html>) ^[4] (the highest level of alert).
- Previously, on January 29, the advisory was set at a lower "Level 3: Reconsider Travel" advising not to travel to Hubei Province: (Level 4) and reconsider travel to the remainder of China (Level 3).
- The CDC on Jan. 28 issued a Level 3 Warning (<https://wwwnc.cdc.gov/travel/notices/warning/novel-coronavirus-china>), recommending that travelers **avoid all nonessential travel to China** ^[5].

Screening incoming passengers at 20 airports in the U.S.

On January 17, the CDC announced that 3 airports in the United States would begin screening incoming passengers from China: SFO, JFK, and LAX ^[6] Other 2 airports were added subsequently, and on January 28, the U.S. Department of Health and Human Services (HHS) announced that 15 additional U.S. airports (bringing the total to 20) would begin screening incoming travelers from China.

Below is the complete list of airports where screening for the 2019 Novel Coronavirus (2019-nCoV) is in place:

- Los Angeles International (LAX)
- San Francisco International (SFO)
- Chicago O'Hare
- New York JFK
- Atlanta Hartsfield-Jackson International
- Houston George Bush Intercontinental
- Dallas-Fort Worth International
- San Diego International
- Seattle-Tacoma International
- Honolulu International
- Anchorage Ted Stevens International
- Minneapolis-St. Paul International
- Detroit Metropolitan
- Miami International
- Washington Dulles International

- Philadelphia International
- Newark Liberty International
- Boston Logan International
- El Paso International
- Puerto Rico's San Juan Airport

Sources for the historical account

1. Novel Coronavirus (2019-nCoV) situation reports (<https://www.who.int/emergencies/diseases/novel-coronavirus-2019/situation-reports/>) - World Health Organization (<https://www.who.int/>) (WHO)
2. 2019 Novel Coronavirus (2019-nCoV) in the U.S (<https://www.cdc.gov/coronavirus/2019-ncov/cases-in-us.html>) - U.S. Centers for Disease Control and Prevention (<https://www.cdc.gov/>) (CDC)
3. Symptoms of Novel Coronavirus (2019-nCoV) (<https://www.cdc.gov/coronavirus/2019-ncov/about/symptoms.html>) - CDC
4. China Travel Advisory (<https://travel.state.gov/content/travel/en/traveladvisories/traveladvisories/china-travel-advisory.html>) - U.S. State Department, accessed January 31, 2020.
5. Novel Coronavirus in China - Warning - Level 3, Avoid Nonessential Travel (<https://wwwnc.cdc.gov/travel/notices/warning/novel-coronavirus-china>) - CDC, January 28, 2020.
6. Public Health Screening to Begin at 3 U.S. Airports for 2019 Novel Coronavirus ("2019-nCoV") (<https://www.cdc.gov/media/releases/2020/p0117-coronavirus-screening.html>) - CDC January 17, 2020
7. First Travel-related Case of 2019 Novel Coronavirus Detected in United States (<https://www.cdc.gov/media/releases/2020/p0121-novel-coronavirus-travel-case.html>) - CDC, January 21, 2020
8. Second Travel-related Case of 2019 Novel Coronavirus Detected in United States (<https://www.cdc.gov/media/releases/2020/p0124-second-travel-coronavirus.html>) - CDC, January 24, 2020
9. CDC confirms additional cases of 2019 Novel Coronavirus in United States (<https://www.cdc.gov/media/releases/2020/s0126-coronavirus-new-cases.html>) - CDC, January 26, 2020
10. 2019 Novel Coronavirus (2019-nCoV) in the U.S. (<https://www.cdc.gov/coronavirus/2019-ncov/cases-in-us.html>) - CDC, Updated January 29, 2020
11. White House considers ban on flights to China amid coronavirus outbreak (<https://eu.usatoday.com/story/travel/news/2020/01/28/white-house-considers-ban-china-flights-amid-coronavirus-outbreak/4602839002/>) - USA Today, Jan. 28, 2020
12. CDC Confirms Person-to-Person Spread of New Coronavirus in the United States (<https://www.cdc.gov/media/releases/2020/p0130-coronavirus-spread.html>) - CDC Press Release, Jan. 30, 2020
13. NYC Officials Deny Report Of Coronavirus Amid Confusion (<https://www.forbes.com/sites/sergeiklebnikov/2020/01/31/nyc-officials-deny-report-of-coronavirus-amid-confusion/#351e47b5652c>) - Forbes, Jan. 31, 2020
14. Delta, American, United to suspend all China mainland flights as coronavirus crisis grows (<https://eu.usatoday.com/story/travel/2020/01/31/coronavirus-china-flight-ban-delta-cuts-all-flights-white-house/4620989002/>) - USA Today, Jan. 31, 2020
15. Secretary Azar Declares Public Health Emergency for United States for 2019 Novel Coronavirus (<https://www.hhs.gov/about/news/2020/01/31/secretary-azar-declares-public-health-emergency-us-2019-novel-coronavirus.html>) - U.S. Department of Health and Human Services (HHS), Jan. 31, 2020
16. Man returning from Wuhan, China is first case of 2019 Novel Coronavirus confirmed in Massachusetts (<https://www.mass.gov/news/man-returning-from-wuhan-china-is-first-case-of-2019-novel-coronavirus-confirmed-in>) - Massachusetts Department of Public Health, Feb. 1, 2020
17. County of Santa Clara Public Health Department Reports First Case of Novel (new) Coronavirus (<https://www.sccgov.org/sites/phd/news/Pages/novel-coronavirus-1-31-2020.aspx>) - Santa Clara County Public Health, Jan. 31, 2020
18. Coronavirus: First case confirmed in Santa Clara County (<https://www.mercurynews.com/2020/01/31/santa-clara-coronavirus/>) - Mercury News, Jan. 31, 2020

worldometer (/)

[about \(/about/\)](#) | [faq \(/faq/\)](#) | [languages \(/languages/\)](#) | [contact \(/contact/\)](#) | [report coronavirus cases \(/report_us/\)](#)

 ([newsletter-subscribe/](#))  (<https://twitter.com/Worldometers>)  (<https://www.facebook.com/Worldometers.info>)

© Copyright Worldometers.info - All rights reserved - [Disclaimer & Privacy Policy \(/disclaimer/\)](#)